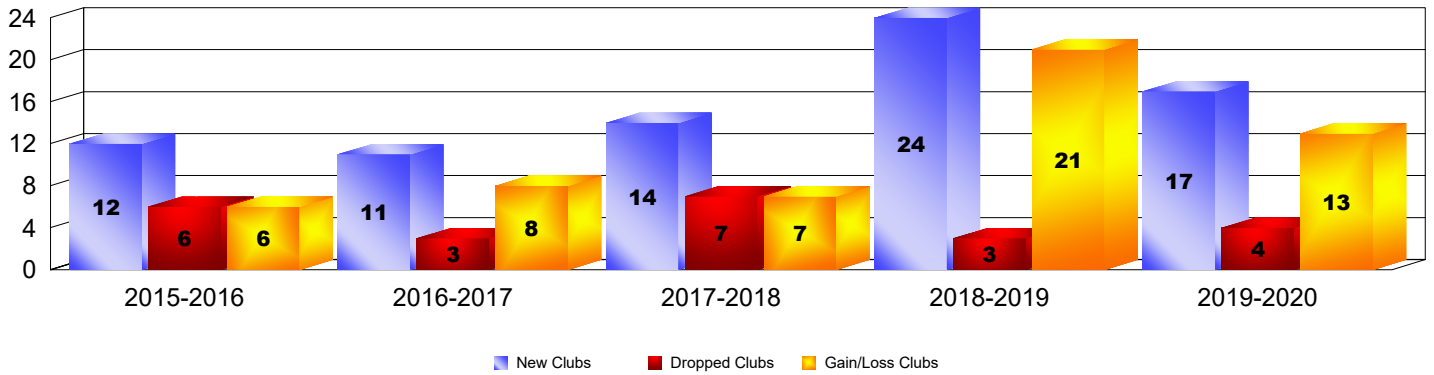


# Multiple District D

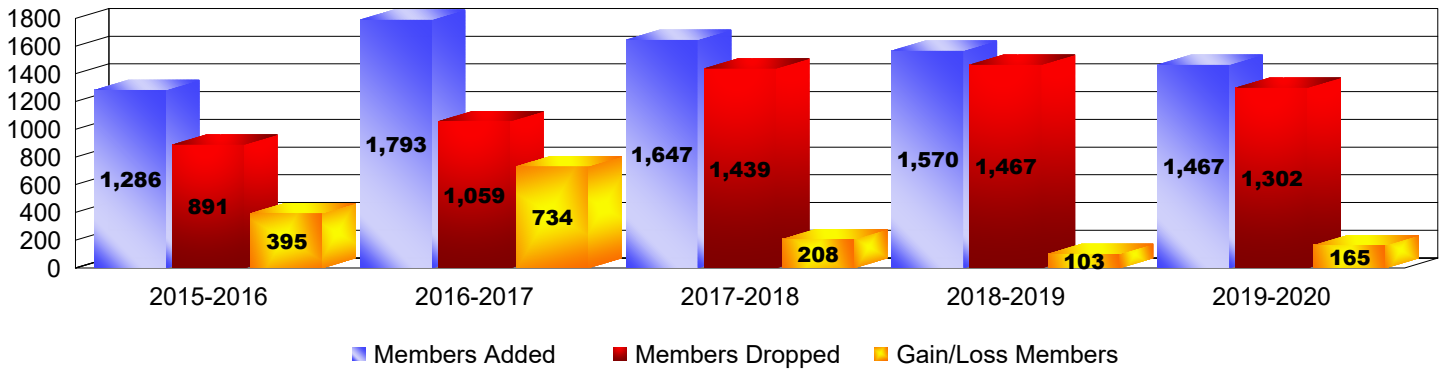
As of June 2020 Cumulative

Year	New Clubs	Dropped Clubs	Gain/Loss Clubs	New Members	Charter Members	Reinstate Members	Transfer Members	Total Member Added	Total Members Dropped	Gain/Loss Members
2015-2016	12	6	6	888	337	49	12	1,286	891	395
2016-2017	11	3	8	1,327	372	62	32	1,793	1,059	734
2017-2018	14	7	7	1,186	383	37	41	1,647	1,439	208
2018-2019	24	3	21	837	639	63	31	1,570	1,467	103
2019-2020	17	4	13	797	585	66	19	1,467	1,302	165
<b>Average</b>	<b>16</b>	<b>5</b>	<b>11</b>	<b>1,007</b>	<b>463</b>	<b>55</b>	<b>27</b>	<b>1,553</b>	<b>1,232</b>	<b>321</b>


## Clubs



## Members



### Membership Composition June 2020 Cumulative



### Gender Comparison June 2020 Cumulative

